



Royal Conservatoire
of Scotland

Options Catalogue and Instructions – School of Drama, Dance, Production, and Film

OPTIONS MODULES FOR LEVELS 2, 3 AND 4 IN SESSION 2019/20

Introduction

One of the distinctive features of our curriculum is that we offer Options modules which will be available to the entire Conservatoire community. So, that makes it possible for you to take modules which are not part of your core programme.

1. How many modules do I need?

You are required to pick a minimum of five modules, this is to ensure we have enough options for allocation as it is unlikely that you will get your top two or three modules.

- a. Students moving onto second year need 20 credits
- b. Students moving onto third year need 20 credits
- c. CPP Year 4 students need to 60 credits including a minimum of one CPP elective from the following:

Artist Commission: Arts in Prisons
Artist Commission: Re-imagining Classic Text
Artist Commission: Site-Specific Performance
Artist Commission: Secondment

2. Which modules can I choose?

The table at the end of this booklet shows which modules are available to you. Please note we cannot guarantee all modules will run.

3. Why do I need to place my module choices in order of preference?

We will use your preferences during the allocation process and, unless a module is over- or under-subscribed, you will be allocated to your top preferences.

4. What should I think about when I make my choices?

Review the module descriptors and What to Expect to find out more about the modules you are interested in at

<https://inspire.rcs.ac.uk/course/view.php?id=3955>

Please note: all modules are subject to review and amendment and the module descriptors are for guidance only. Final versions will be confirmed prior to the start of academic year 2019/20.

It's up to you to decide what you want to pick. Most obviously, you'll want to think about your personal interests, what subjects may complement your specialist discipline and, looking further ahead, modules which may help you achieve your career aspirations. Module co-ordinators would be delighted to hear from you if you want to talk about the module in detail before making your choice – just email them.

5. Where can I get advice?

You should discuss your choices with your Transitions Tutor (Level Coordinator). You may also consider getting advice from:

- module coordinators
- Programme Leader

6. When should I make my choices?

You must complete and submit your choices by **5.00 pm on Monday 22 April 2019**. If you do not meet that deadline, modules will be allocated to you.

Your Options modules for 2019/20 will be confirmed via your Student Contract on Tuesday 21 May 2019.

How to Choose

Step 1

Open your Student Contract by clicking on the link

<https://matric.rcs.ac.uk>

Step 2

Using your Conservatoire username and password, log on –

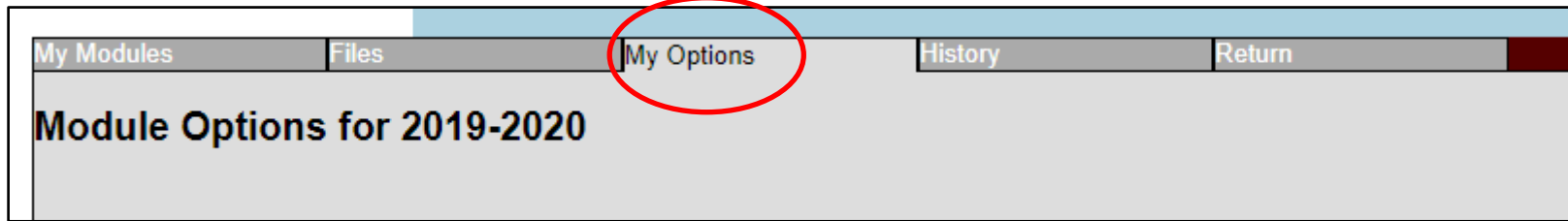
Once logged on, you will be taken to an Online Student Record (as below):



To access your Student Contract, click the link for your programme of study in the Student Contract box (*this will default to your current programme*).

Step 3 –

Open the My Options tab



My Modules | Files | My Options | History | Return

Module Options for 2019-2020

Consult with your Transition Tutor and use this form to select your options for 2019-20

Don't forget to confirm your selection and click the **SEND** button at the foot of this page.

Options/Elective Module Section

It appears that you have not made any Options/Elective picks yet.

Please choose from the following list of Options/Elective modules. (Where available, module descriptors are available on [Moodle](#). Please note, these module descriptors are for guidance only and are subject to change)


- Clicking a green circular '+' button (+) next to one of the modules will add it to your list.
- You must pick a **minumum** of 5 modules before sending us your selection.

Available Options/Elective Modules











Creative Drawing For Production	Credits: 10	<input type="button" value="Module Description"/>	<input type="button" value="What To Expect"/>	<input type="button" value="+"/>
Dalcroze Eurhythmics 1	Credits: 10	<input type="button" value="Module Description"/>		<input type="button" value="+"/>
Devised Movement In Theatre	Credits: 10	<input type="button" value="Module Description"/>		<input type="button" value="+"/>
Film Lab 1	Credits: 10	<input type="button" value="Module Description"/>		<input type="button" value="+"/>
Film Music	Credits: 10			<input type="button" value="+"/>

Beside the module title you will see a Module Description button and in some cases there will also be a What to Expect button – these will give you more information about the module. Please read these to make sure you are picking something you are interested in.

Step 4 -

Use the scrollbar to review the available modules. Click  to select a module



Options/Elective Module Section

1st		Artist Commission: Site-Specific Performance Module Description	Credits: 30	
2nd		Devised Movement In Theatre Module Description	Credits: 10	
3rd		Mindfulness For Wellbeing And Performance Module Description	Credits: 10	
4th		Negotiated Project 1 (10) Module Description	Credits: 10	
5th		Arts In Medical Contexts: Experimental Practice Module Description What To Expect	Credits: 10	

Please choose from the following list of Options/Elective modules. (Where available, module descriptors are available on [Moodle](#). Please note, these module descriptors are for guidance only and are subject to change)

- Clicking an up or down arrow will let you change your order of preference.
- Clicking a red circular 'x' button (✗) will remove it from your list.
- Clicking a green circular '+' button (⊕) next to one of the modules will add it to your list.
- You must pick a **minimum of 5 modules** before sending us your selection.

Available Options/Elective Modules











Artist Commission: Secondment Module Description	Credits: 30	
Arts Leadership And Fundraising Module Description	Credits: 10	

Certain modules are only open to certain cohorts – some of your fellow students will have different options from you. The system will only let you pick a module that is open to your cohort.

Step 5 –

Click  and  to prioritise your modules. Click  to delete a module from your selection



Options/Elective Module Section

1st		Artist Commission: Site-Specific Performance Module Description	Credits: 30	
2nd		Devised Movement In Theatre Module Description	Credits: 10	
3rd		Mindfulness For Wellbeing And Performance Module Description	Credits: 10	
4th		Negotiated Project 1 (10) Module Description	Credits: 10	
5th		Arts In Medical Contexts: Experimental Practice Module Description What To Expect	Credits: 10	

Please choose from the following list of Options/Elective modules. (Where available, module descriptors are available on [Moodle](#). Please note, these module descriptors are for guidance only and are subject to change)

- Clicking an up or down arrow will let you change your order of preference.
- Clicking a red circular 'x' button (✖) will remove it from your list.
- Clicking a green circular '+' button (⊕) next to one of the modules will add it to your list.
- You must pick a **minumum of 5 modules** before sending us your selection.

Available Options/Elective Modules

Artist Commission: Secondment Module Description	Credits: 30	
Arts Leadership And Fundraising Module Description	Credits: 10	

Some modules have pre-requisites, these are listed in the table at the end of this booklet. Please, check that you have met these.


If you have taken a module before, you cannot take this again (with the exception of Negotiated Project).

Step 6 –

Answer the question *‘Outline the choices you have made for your future studies, and describe how you anticipate this supporting your development?’*

Reasons

Outline the choices you have made for your future studies, and describe how you anticipate this supporting your development?



Step 7 –

If you would like more time to think about your options or discuss them with your Transitions Tutor, you can save your draft choices by clicking **Save Draft**

If you are happy with your choices, confirm by clicking **SEND**.

Available Options/Elective Modules

Module Description		^
Directing Theatre - An Introduction	Credits: 10	
Module Description		
Effective Practice Techniques (Music)	Credits: 10	
Module Description		
Film Lab 1	Credits: 10	
Module Description		
Film Music	Credits: 10	
Module Description		v

Reasons

Q1. Outline the choices you have made for your future studies, and describe how you anticipate this supporting your development?

Confirm your choice.

Are you sure? If you are ready to send us your choices, don't forget to click the **SEND** button....

Step 8 –

Meeting with your Transitions Tutor – once you have had your meeting, your Transitions Tutor will either Return to Student for you to revise your choices or Confirm and Send to Registry. If this is returned to you to make changes, you should update your picks and then click Send (as per step 7 above).

At this point your choices will be confirmed and cannot be changed.

You must send your list by the deadline of **5.00 pm on Monday 22 April 2019.**

Cross Conservatoire Options Modules Catalogue

and School of Drama, Dance, Production and Film elective Options Modules *(marked *)*

Note: The Cross Conservatoire modules are delivered on a Monday afternoon (and/or Intensive Choice Week)

Open to	Module	Pattern of Delivery in Terms	Hours a Week	Credits	Level	Pre-Requisite(s)
✓	A History of Scotland in 100 Tunes	Term 1 or Term 2	1	10	8	
All except BA Acting students	Acting 2 - Lecoq	Term 2	4	10	7	
All except BA Acting students	Acting 3 - Shakespeare	Term 2	4	10	7	
BA Act3	* Acting For Screen - Exploring Genre			10	9	
BA Act 2 & 3, BA CPP 2,3 & 4, BA Perf BSL 2,3 and BA MT 2 & 3	* Acting through Song			10	8	<i>Note: this is a pass/fail module. For students on Honours programmes, this will not be included in your classification calculation</i> BA Perf and BSL: pass in core The Performer As Actor: Acting Foundation module
BA MT3 only	* Actor Musician Project			10	9	
✓	Alexander Technique 1	Term 1 and/or 2	1 or 2	10	7	Anti-requisite: Alexander Technique Intensive and AT 2 and 3?
✓	Alexander Technique 1 Intensive	ICW	19	10	7	Anti-requisite: Alexander Technique 1, 2, or 3
✓	Alexander Technique 2	Term 1 and 2	1	10	9	C1 or higher in Alexander Technique 1
BA CPP year 4 only	* Artist Commission: Arts in Prisons			30	10	
BA CPP year 4 only	* Artist Commission: Re-imagining Classic Text			30	10	

Open to	Module	Pattern of Delivery in Terms	Hours a Week	Credits	Level	Pre-Requisite(s)
BA CPP year 4 only	* Artist Commission: Site-Specific Performance			30	10	
BA CPP year 4 only	* Artist Commission: Secondment			30		
✓	Arts Leadership And Fundraising	Term 1	2	10	9	Submission of 100 word proposal of how this subject fits with your learning/future plans
✓	Body Awareness For Performance	Term 3	4	10	8	
All except BA Perf students	BSL Foundation	Term 1, 2, 3	2	20	6	
Year 2 only	Collaborative Projects	Term 1 and 2	variable	10	8	
✓	Community Music 1	Term 1 and 2	1	10	8	
✓	Composing and Creative Music Making with Drake Music Scotland	ICW	19	10	8	Students should have a good level of musical understanding. Acceptance onto this module will be through audition/interview.
✓	Computer Aided Design Using Vectorworks	Term 1	2	10	7	
✓	Conducting Skills 1	Term 1-2	1	10	7	By audition. Some prior experience of conducting desirable but not essential. Ability to read music essential.
✓	Conducting Skills 2	Term 1 – 2	1	10	8	Either C1 or above in Conducting Skills 1 or by negotiation and/or audition as appropriate
✓	Creative Drawing for Production	Term 2	4	10	7	
✓	Dalcroze Eurhythmics	Term 2	2	10	7	
✓	Devised Movement In Theatre	Term 1	4	10	8	
✓	Film Lab	Term 2	2	10	7	Previous filmmaking experience is desirable but not essential
✓	Film Music	Term 1 or 2	2-4pm	10	8	

Open to	Module	Pattern of Delivery in Terms	Hours a Week	Credits	Level	Pre-Requisite(s)
✓	Free Improvisation: Music	ICW	19	10	8	A short proposal (100 words) detailing your interest in improvising and what you hope to gain from the module. <i>Note: this is a pass/fail module. For students on Honours programmes, this will not be included in your classification calculation</i>
✓	Gaelic 1	Term 1 or Term 2	1	10	6	
✓	Historical Dance and Dance Music	Term 2	2	8	10	
✓	Introduction To Gamelan	Term 2	2	10	8	Consultation with module co-ordinator to determine suitability for participation.
✓	Introduction To Gamelan (Intensive)	ICW	32	10	8	Consultation with module co-ordinator to determine suitability for participation.
✓	Introduction to Kodaly Inspired Teaching	Term 2	2	10	10	Pre-requisite: Kodaly Musicianship 2 or above
All except PAD Prop strand	Introduction to Prop Making for Stage and Screen	Term 2	4	10	7	Anti-requisites: BA PAD props students
✓	Kodaly Musicianship (Level 1)	Term 1 or Term 2	2	10	8	
✓	Kodaly Musicianship (Level 2)	Term 1 or Term 2	2	10	9	Pre-requisite: Kodaly Musicianship 1 (or proven equivalent level of musicianship)
✓	Kodaly Musicianship (Level 3)	Term 1 or Term 2	2	10	10	Pre-requisite: Kodaly Musicianship 2 (or proven equivalent level of musicianship)
✓	Kodaly Musicianship (Level 4)	Term 1 or Term 2	2	10	11	Pre-requisite: Kodaly Musicianship 3 (or proven equivalent level of musicianship)
✓	Manual Drafting (Tech. Drawing) for Production	Term 1	2	10	7	
✓	Mindfulness for Wellbeing and Performance	Term 1 or Term 2	2	10	8	
✓	Music Technology & Sound Recording 1	Term 1 or Term 2	2	10	7	Students will be required to demonstrate that they can play an instrument at ABRSM grade 5/6 standard

Open to	Module	Pattern of Delivery in Terms	Hours a Week	Credits	Level	Pre-Requisite(s)
✓	Music Technology & Sound Recording 1 (Intensive)	ICW	20	10	7	Students will be required to demonstrate that they can play an instrument at ABRSM grade 5/6 standard
✓	Music Technology & Sound Recording 2	Term 1 or Term 2	2	10	8	Music Technology and Sound Recording 1
Years 3 and 4 only	Negotiated Project 1 (10 Credits)	Term 1 or Term 2	n/a	10	9	
Years 3 and 4 only	Negotiated Project 1 (20 Credits)	Term 1 or Term 2	n/a	20	9	
Years 3 and 4 only	Negotiated Project 2 (10 Credits)	Term 1 and 2	n/a	10	10	Pre-requisite: Negotiated Project 1 10 or 20
Years 3 and 4 only	Negotiated Project 2 (20 Credits)	Term 1 or Term 2	n/a	20	10	Pre-requisite: Negotiated Project 1 10 or 20
✓	Piano Skills 1	Term 1 and 2	1	10	7	by audition/ABRSM Grade 4
✓	Piano Skills 2	Term 1 and 2	1	10	8	Normally a C2 in Piano Skills 1 or by audition/ABRSM Grade 5/6
✓	Philosophy of Art and Culture	Term 2	2	10	9	
✓	Practical Stage Make Up	Term 1 or 2	4	10	7	
✓	RAD Advanced Ballet 1	Term 1	2	10	8	Non-Ballet students will be required to demonstrate that they have an Intermediate level of ballet by audition
Years 3 and 4 only (and Ballet 2)	RAD Advanced Ballet 2	Term 2	2	10	8	RAD Advanced 1 (open to BA Modern Ballet year 2 subject to level)
Years 3 and 4 only	Research and Knowledge Exchange Seminars	Variable		10	10	
✓	Scotland's Folklore	Term 1	1	10	8	
✓	Social Documentary	Term 2	3	10	8	
✓	Sonic Arts 1	Term 1 and 2	1	10	8	

Open to	Module	Pattern of Delivery in Terms	Hours a Week	Credits	Level	Pre-Requisite(s)
Years 3 and 4 only	Sonic Arts 2	Term 1 and 2	1	10	9	Sonic Arts 1
✓	Tap Dance	Term 1 and 2	2	20	8	A diagnostic audition to ascertain an appropriate level/standard of tap ability
✓	Teaching Musics of the World	Term 1-2	2	10	8	Non-Music students will be required to demonstrate that they can play an instrument at ABRSM grade 5/6 standard
✓	The Fundamentals Of Production Technology	Term 2	4	10	7	
✓	Visual Theatre	Term 1	4	10	7	

Please note: all modules are subject to review and amendment and the module descriptors are for **guidance only**. Final versions will be confirmed prior to the start of academic year 2019/20.