



CONTENTS

What is Moodle?.....	page 2
How to access Moodle?.....	page 2
Home page and accessibility.....	page 2
Moodle help & support.....	page 3
Logging in to Moodle.....	page 3
Update your profile.....	page 3
Access a module and its resources.....	page 4
Navigating your module.....	page 4
Communicate in Moodle.....	page 4

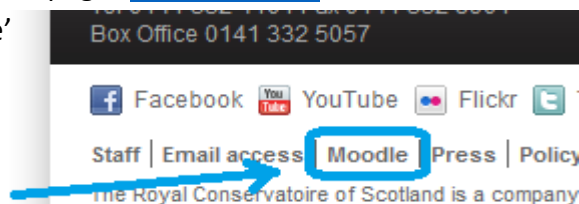
What is Moodle?

The word 'Moodle' stands for **Modular Object-Oriented Dynamic Learning Environment**. Moodle is our web based virtual learning environment (or VLE) which has been designed to complement your face to face lectures, seminars and activities. Moodle can be used to complement your studies in lots of different ways. You might be asked to submit your assignments through Moodle, to access programme guides or lesson hand-outs or to use discussion forums and wikis to take part in group work as well as participate in quizzes. Your tutor will tell you what is expected of you in Moodle.

How to access Moodle?

Moodle can be accessed 24/7 from any device (PC, Mac, tablets, mobiles) connected to the internet and does not require for you to be located on campus or even in the country. There are two ways to access it:

1. Access the Conservatoire webpage: www.rcs.ac.uk and at the **bottom left** of the page, select the third link that says 'Moodle'



2. (Recommended) Type the direct URL in your address bar: inspire.rcs.ac.uk and press 'enter'

Home page and accessibility

- We recommend Mozilla Firefox as default browser for Moodle but all the major browsers work fine with Moodle (IE8, 9, 10, Chrome, Safari, etc.) The reason why we recommend Firefox is because some graphics or scripts may sometimes behave differently.
- Use the "MyStudyBar" software available on student computers for additional accessibility
- Use the "Themes" link from the main menu to select a theme (colour) that you prefer
- A snapshot of the RCS Moodle front page:

Have Your Say!
Do you want to make a difference? Do you want to impact the Conservatoire user experience? Starting in October 2013 we are launching a LearnTech user group where you will have a direct involvement in Moodle, Mahara and other future technological.

Moodle News
Welcome!
by Admin User - Monday, 12 August 2013, 11:31 AM
Welcome to the Royal Conservatoire of Scotland Moodle page!
Moodle is a Virtual Learning Environment used to support learning and teaching at the Conservatoire. For any related problems or questions please email moodle@rcs.ac.uk or call 0141 2708 285.
Discuss this topic (0 replies so far)

Search Modules

MAHARA EPORTFOLIO

CALENDAR
August 2013

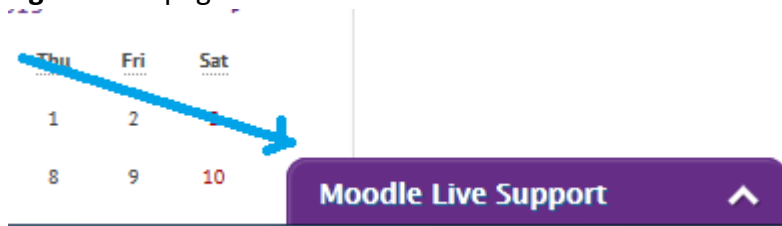
Sun	Mon	Tue	Wed	Thu	Fri	Sat
				1	2	3
4	5	6	7	8	9	10
..

Moodle Live Support

Moodle help & support

If you need help with Moodle or detect any usage problems, bugs, etc. you have the following options:

- Use the live chat from the **bottom right** of the page:



- Call 0141 2708 285
- Email moodle@rcs.ac.uk
- Come and speak to us on the ground floor of the Opera School next to the Conference Room

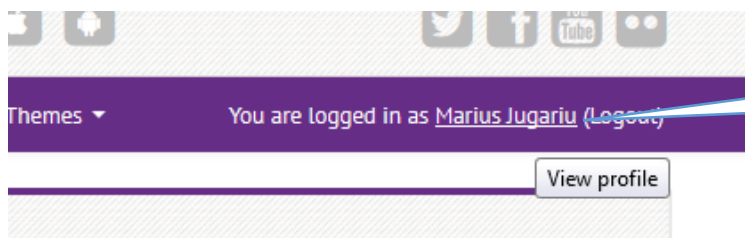
Logging in to Moodle

- Access the Moodle page from: <http://inspire.rcs.ac.uk/>
- On the **top right corner** of the page, click on "login"
- Type in your Conservatoire username and password

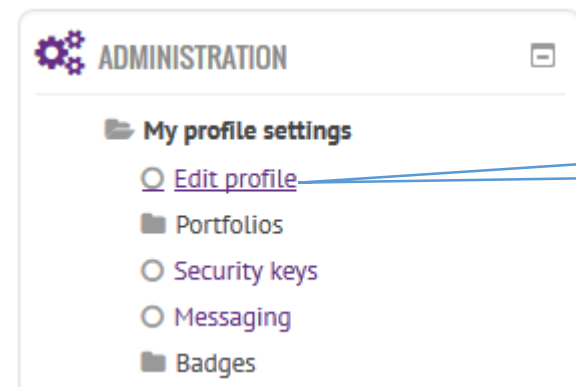


Update your profile

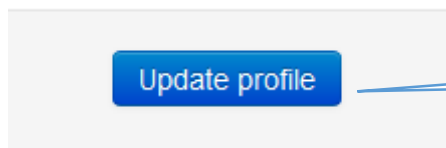
You can change your Moodle profile (except name and email address) to reflect your details if you wish to. They will be visible to any Conservatoire Staff and Student. To edit your Moodle profile:



1. Click on your name on the top right corner of the page



2. On the left hand side click on "edit profile" in the Administration block




3. When you finish, scroll at the bottom and click "update profile"






Access a module and its resources

To access a Moodle module you simply need to click on its title. If you have too many modules in your list or you think some of them may be missing, please get in touch with us as soon as possible.

1. Click on the title of the module to view its contents.

 **xV1C Spoken Voice And Text 2013-14** xV1C
Lecturer: Gordon Adams
Lecturer: Melanie Drake
Lecturer: Susie Dumbreck
Lecturer: Scott Harrison

2. Access different resources by clicking on them.


-  [Breathing sequences](#)
-  [My Life with the Voice](#)
-  [Massage breathing sequence standing up](#)
-  [Solo Breath and Energy work](#)
-  [Helena, Hitler and the Heartland](#)

Navigating your module

Use the breadcrumbs from the top of the page to navigate around







[HOME](#) / [MY MODULES](#) / [SCHOOL OF DRAMA & DANCE](#) / [LEVEL 1 MODULES](#) / [XV1](#)

Module : Voice And Text 2013-14

 [Announcements](#)






Use the "Navigation" box on the side to jump to different locations

NAVIGATION

-  Home
-  My Modules
-  Site pages
-  My profile
-  Current course
-  My Modules

Communicate in Moodle

1. Click on "Participants" underneath a module to see both staff and students enrolled in the module


-  Home
-  My Modules
-  Site pages
-  My profile
-  Current course

-  **MT_V1/2**
-  **Participants**

2. Click on the recipient's name

User picture	First name / Surname	City/town	Country
	Jean Sangster	Glasgow	United Kingdom
	Katherine Pugh	Glasgow	United Kingdom
	Bill Wright	Glasgow	United Kingdom

3. Underneath their profile click "Send a message"

 You can also use the discussion forums (if applicable) to "add a new topic" or reply to threads and use them to communicate with both staff and students from a module.